



Be a fashion designer!


# Dress-up dolls

Try to have the best combination of colors and patterns and enjoy a fashionable experience.


|                      |                          |
|----------------------|--------------------------|
| Time required        | Approximately 20 minutes |
| Items to be prepared | Mount of dress-up dolls  |
|                      | Scissors                 |




1. Adhere mt on the mount to design doll's dresses.



2. Cut the mount along the guide lines on the backside.



3. You can either cut out or cut a human form into a square shape.



4. Coordinate its clothes and make your own doll.



Do not allow children to use scissors or cutters by themselves.

